

QRC series
C7-H23
8-pin, miniature relay, 2-pole, faston

Type	C7-H23/ ... V Special relays 1 x CO power contact 1 x CO twin contact		
Maximum contact load	10 A 250 V AC1	6 A 250 V AC1	
	10 A 30 V DC1	6 A 30 V DC1	
Recommended minimum contact load	10 mA/10 V		
Contact load	1mA/5V (twin contacts)		

Contacts	
Power contact	
Standard material	AgNi
Rated current	10 A
Switch-on current max. (20 ms)	30 A
Switching voltage max.	2,5 kV
AC load	2,5 VA
DC load	see fig. 2

Twin contact	
Standard material	AgNi + 0,3 μ Au
Rated current	6 A
Switch-on current max. (20 ms)	15 A
Switching voltage max.	250 V

Coil	
Coil resistance	see table; tolerance ± 10 %
Pick-up voltage	≥ 0,8 x U _N
Release voltage	≥ 0,1 x U _N
Nominal power	1,2 VA (AC) /1 W (DC)

Coil table	VAC Ω ± 10% mA	VDC Ω ± 10% mA
	24 174 50	12 148 85
	48 68 25	24 594 43
	115 4K3 10.4	48 2K3 21
	230 18K6 5.2	110 11K4 11

Insulation	
Contact open	1000 V
Contact/contact	2,5 kV
Contact/coil	2,5 kV
Insulation, IEC 61810-5:	2,5 kV/3

Specifications	
Ambient temperature operation/storage	40 (no ice)...60 °C /-40 ... 80 °C
Mechanical life	AC: 10 Mill./DC: 20 Mill. switching cycles
Protection class	IP40
Weight	43 g

Standard types
AC 50 Hz/60 Hz: 24, 48, 115 (120), 230 (240)
LED

DC 12,24, 48, 110
LED
Free wheeling diode
Polarity and free wheeling diode

UC 24 V, 48 V, 60 V


C7-H23/AC ... V
C7-H23X/AC ... V

C7-H23/DC ... V
C7-H23X/DC ... V
C7-H23DX/DC ... V
C7-H23FX/DC ... V

C7-H23BX/UC ... V

"..." Enter the voltage for full type designation

Accessories
 Socket: **S7-M, S7-I/O, S7-L, S7-P, S7-P0**



Connection diagram

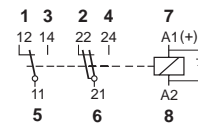


Fig. 1 AC voltage endurance

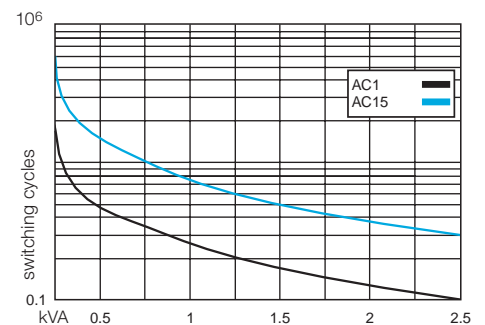
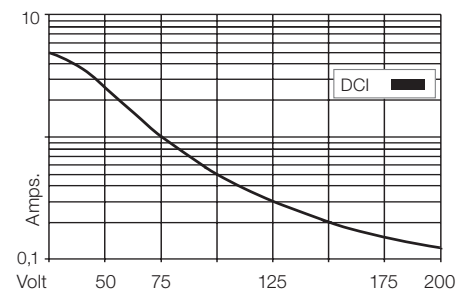
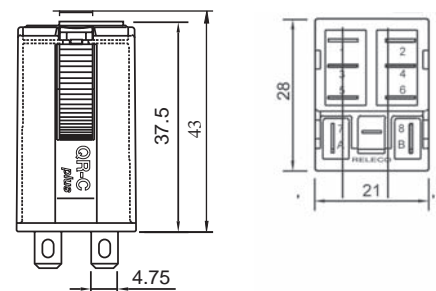


Fig. 2 DC load limit curve



Dimensions [mm]



Technical approvals, conformities



IEC 61810; EN 60947



Kühn Controls AG

Notes:

You want more information about this product, please call us: tel: +49 (0)7082-940000 or send us a fax: +49 (0)7082-940001, or email: sales@kuehn-controls.de or visit our Website: www.kuehn-controls.de